

Products

LTS Excellent heat recovery unit with flat exchanger.
Air flow range 0,20-10,0 m³/s, divided into eight sizes.



LTS Excellent size 08

UTFÖRANDE

- Casing made in steel plate with corrosivity class C5. Inspection hatches made in black plastic-coated sheet metal equipped with lockable knobs. Insulation 40mm fire-hardy mineral wool. Housing density class L2.

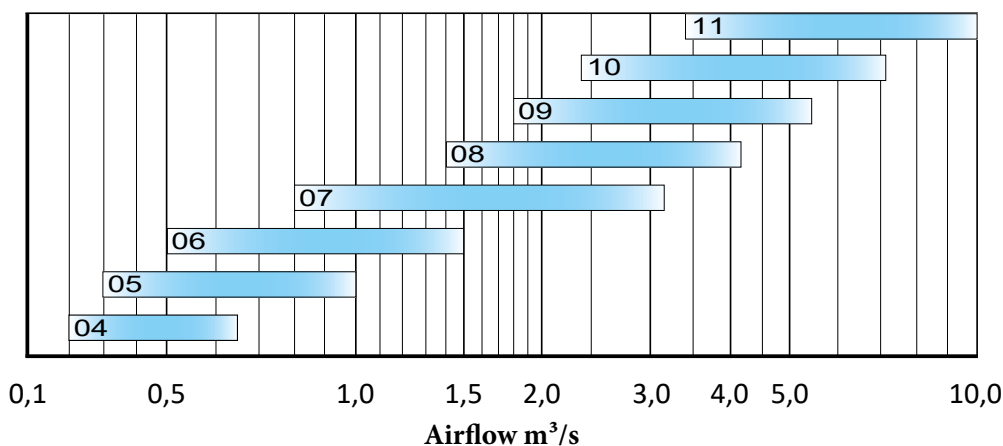
- Chamber fans with EC motors, protective form IP54.
- Heat recovery with single or double flat heat exchanger.
- Bypass damper for heat exchanger
- Filters with rich filter surfaces, class M5 or F7.
- For sizes 04-08 built-in electricity central with digital control equipment, which means a large selection of control functions. The control equipment allows connection to computer system through several different data languages. For sizes 09-11, the electricity central is be packed. Hand terminal and webserver is standard.

ACCESSORIES

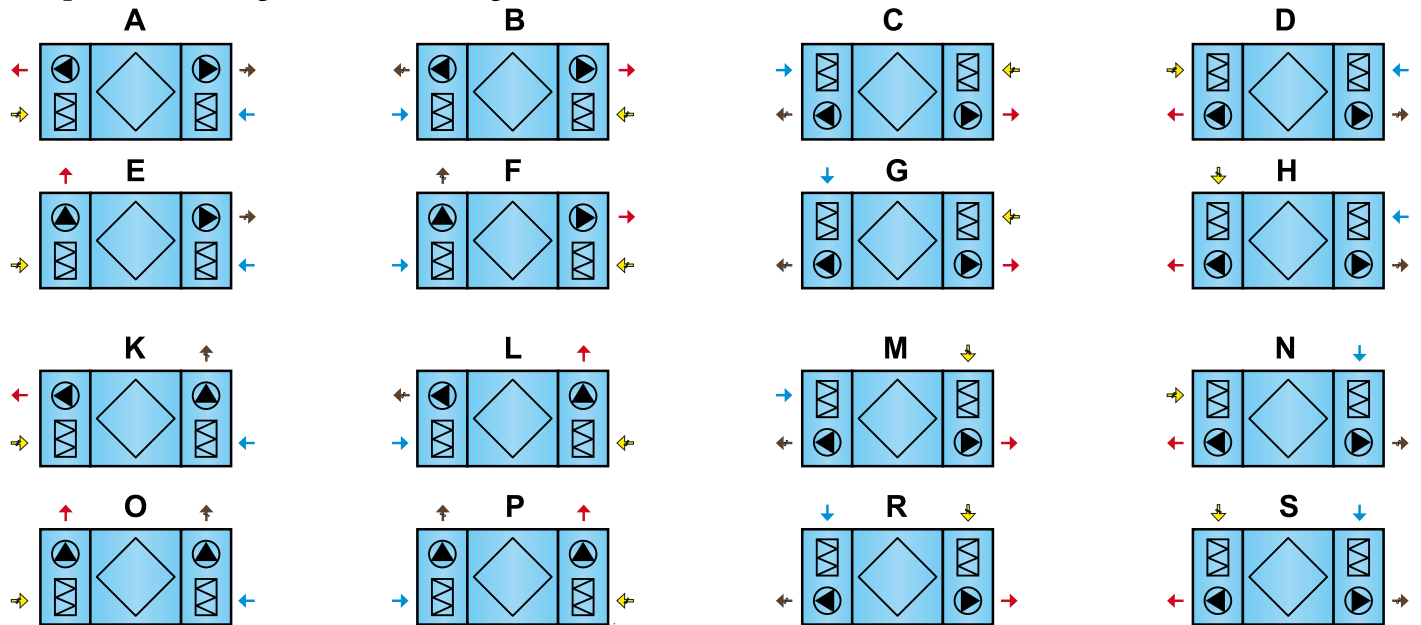
- Heating battery for electricity or warmwater
- Cooling battery for cold water or direct expansion
- Damper sealing class 3 with built-in actuator

Size	Length exchanger options		Width h mm	Height mm	Duct dimension mm x mm
	single mm	double mm			
04	2260	3315	800	1200	600 x 250
05	2810	4065	1000	1550	800 x 400
06	2810	4065	1200	1550	1000 x 500
07	3210	4715	1600	1700	1300 x 600
08	3710	5415	1900	2000	1600 x 800
09	3910	5815	2200	2400	1900 x 850
10	4410	6815	2500	2700	2200 x 1000
11	4510	7015	3050	3250	2600 x 1150

FLOW AREA



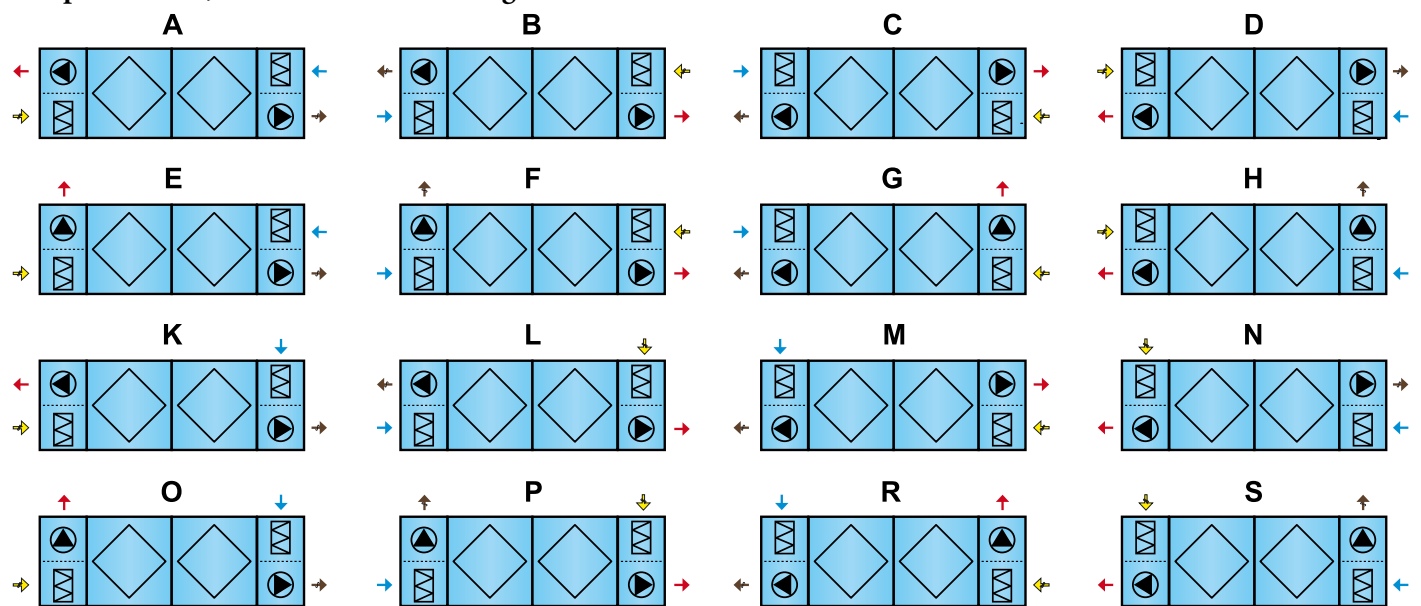
Setup size 04-08, single flat heat exchanger.



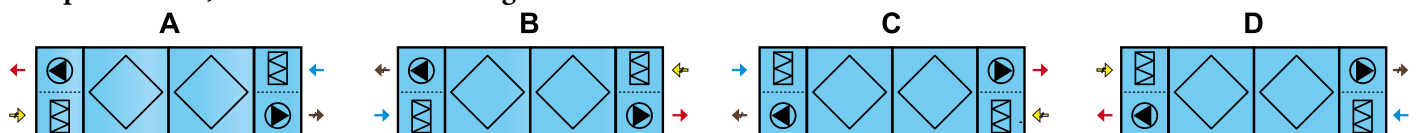
Setup size 09-11, single flat heat exchanger.



Setup size 04-08, double flat heat exchanger.



Setup size 09-11, double flat heat exchanger.



Supply air
 Outdoor air
 Exhaust air
 Indoor air