


# Products

**LTS Victum topped connected heat recovery unit.**  
**Air flow range 0,08-1,50 m<sup>3</sup>/s, divided into five sizes.**



**LTS Victum size 06, rotary heat exchanger**

## PERFORMANCE

- Casing made in steel plate with corrosivity class C5. Inspection hatches made in black plastic-coated sheet metal equipped with lockable knobs. Insulation 40mm fire-hardy mineral wool. Housing density class L2.
- Chamber fans with EC motors, protective form IP54
- Filters with rich filter surfaces, class M5 or F7.
- Built-in electricity central with digital control equipment, which means a large selection of control functions. The control equipment allows connection to computer system through several different data languages. Hand terminal and webservice is standard.

Size	Heat exchanger		Flat exchanger with built-in			Rotary exchanger with built in		
	Flat	Rotor	Outdoor damper	Heating battery	EL battery	Outdoor damper	Heating battery	EL battery
02	-	•	-	-	-	-	-	-
03	-	•	•	-	•	•	•	•
04	-	•	•	-	•	•	•	•
05	•	•	-	•	•	-	•	•
06	•	•	-	•	•	-	•	•

Size	Width h mm	Height *divisible in height mm	Depth mm	Duct dimension	
				Supply Indoor air	Outdoor Exhaust air
02	1190	1190	595	Ø250	Ø250
03	1200	1800	715	550x160	Ø315
04	1530	1800	815	650x250	Ø400
05	1980	1500*	1000	700x400	700x400
06	1980	1500*	1200	800x400	800x400



**LTS Victum size 02**

## LTS Victum size 02, channel placement.

**Variant 10 seen from the front.**

Until air and outdoor air on the left side/Indoor air and exhaust air on the right side.

**Variant 20 seen from the front.**

Until air and outdoor air on the right side/Indoor air and exhaust air on the left side.

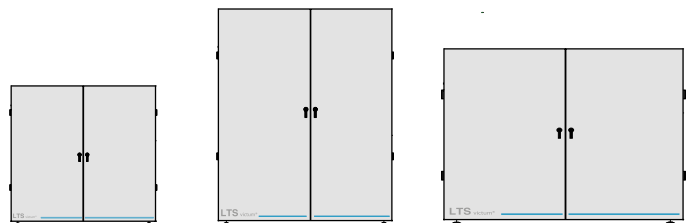
## LTS Victum size 03-06, channel placement.

**Variant 10 seen from the front.**

Until air and exhaust air on the left side/Indoor air and exhaust air on the right side.

**Variant 20 seen from the front.**

Until air and outdoor air on the right side/Indoor air and exhaust air on the left side.

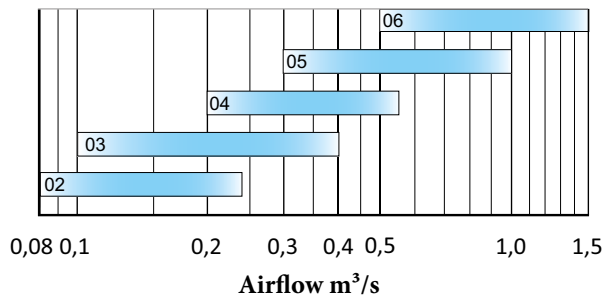


**LTS Victum 02**

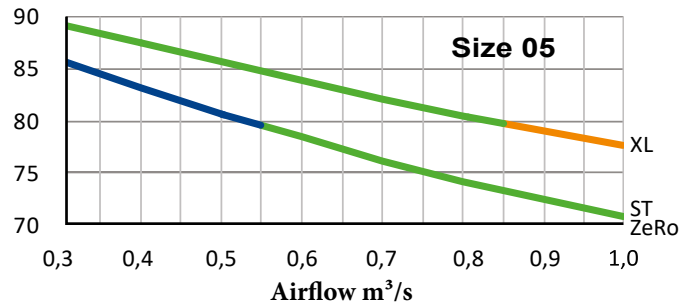
**LTS Victum 03-04**

**LTS Victum 05-06**

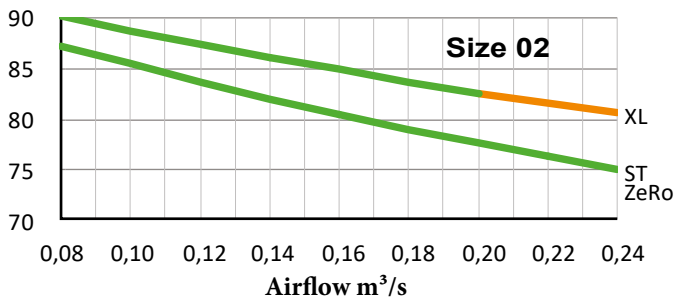
Flow area



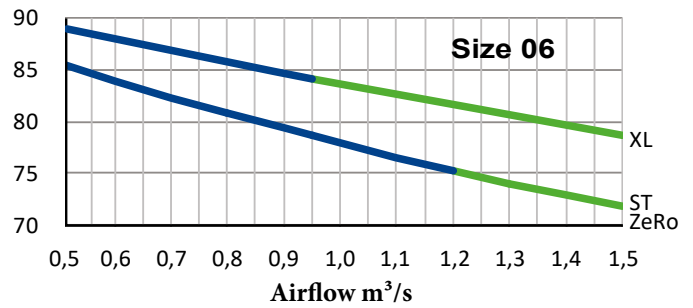
Temperature efficiency %



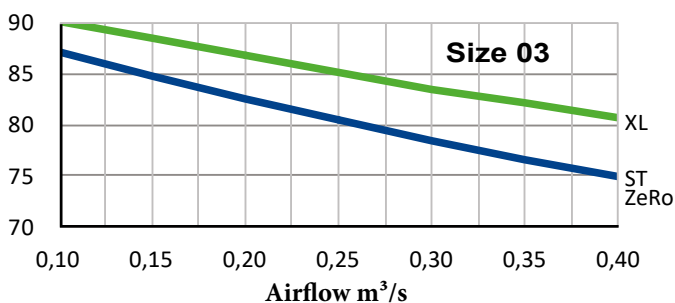
Temperature efficiency %



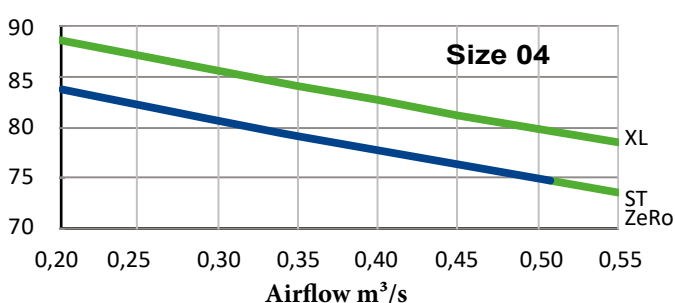
Temperature efficiency %



Temperature efficiency %



Temperature efficiency %



The graphs are valid under the following conditions.

**Sizes 02, 05 and 06:**

- Filter class F7, supply air
- Filter class M5, exhaust air
- Rotary heat exchanger
- Heating water battery
- Static pressure for channel 200Pa

**Sizes 03 and 04:**

- Filter class F7, supply air
- Filter class M6, exhaust air
- Rotary heat exchanger
- Heating water battery
- Static pressure for channel 200Pa

ST= standard rotor

XL= tightly wound rotor

ZeRo= see description tab Documentation,

**Air Treatment page 18**

